

























ITEM	CODE	NYLON CHAIR BASES
	B560	Ø560 Base
	B620	Ø620 Base
	B660	Ø660 Base
	B660E	Ø660 Executive Base
	B700	Ø700 Flat Base
	HB640	Ø640 High Base
ITEM	CODE	STEEL BASES
	S001	Ø660 Steel base for wooden capping (Wooden capping Excluded)
	S002	Ø700 Steel base for wooden capping (Wooden capping Excluded)
PRICING IS CONSTANTLY REVIEWED BASED ON PREVAILING RAW MATERIAL AND OPERATING COSTS AND IS SUBJECT TO CHANGE WITHOUT NOTICE		












ITEM	CODE	ALUMINIUM BASES
	ALS350	Ø700 Base
	ALC320	Ø640 Base
	ALC350	Ø700 Base
	B-25	Ø675 Base
	B-26	Ø700 Base
CHROMED / STEEL BASE		
	C1-550	Ø550x2 Chrome Trumpet Base
	C1-600	Ø600x 2 Chrome Trumpet Base
FOOT RING		
	D-FCD010	Foot Ring (Chrome Ring + Nylon Support)
<p>PRICING IS CONSTANTLY REVIEWED BASED ON PREVAILING RAW MATERIAL AND OPERATING COSTS</p> <p>AND IS SUBJECT TO CHANGE WITHOUT NOTICE</p>		








ITEM	CODE	CASTORS AND GLIDES
	HT3850A	38x50 Castor
	HT155	Ø50 Castor with Steel Plate
	HT35	34x50 Glide
	LF117	Ø49 Glide Metal
	HT1760	Ø60 Castor Without Hood
	CBPU50BK	38x50 PU Castor
<p>PRICING IS CONSTANTLY REVIEWED BASED ON PREVAILING RAW MATERIAL AND OPERATING COSTS</p> <p>AND IS SUBJECT TO CHANGE WITHOUT NOTICE</p>		








ITEM	CODE	QUALITY GASLIFTS
	E018C3DWZ-242	50x180 Executive - Double Taper Gaslift
	E018G4DWZ-012	50x235 Typist- Double Taper Gaslift
	E018G4DWZ-012C	50x235 Typist - Double Taper Gaslift - Chrome
	E018C3DWZ-242C(38)	38x195 Executive - Chrome
	E018G4DWZ-012C(38)	38x215 Typist - Chrome
	E017C4BFZ-060	50x195 Executive - Low Double Taper Gasift
	E017C4BFZ-060C	50x195 Executive - Low Double Taper - Chrome
	E018K5CBZ-243	50x300 Draughtsman
	E018K5CBE-243C	50x300 Draughtsman - Chrome
	E018L4DWZ-009	50x375 Extra High Gaslift
	E018L4DWZ-009C	50x375 Extra High Gaslift - Chrome
<p>PRICING IS CONSTANTLY REVIEWED BASED ON PREVAILING RAW MATERIAL AND OPERATING COSTS AND IS SUBJECT TO CHANGE WITHOUT NOTICE</p>		

ITEM	CODE	BELLOWS
	TB001	Telescopic Bellow - 3 Piece Shroud
ITEM	CODE	BRACKETS
	C322	Arm To Board Bracket - 70°
	C323	Arm To Board Bracket - 90°
	C324	Arm To Board Bracket - 110°
	C325	Arm Bracket - Short
	C326	Arm Bracket - Long
	C339	L Bracket - 88°
	HT910	Arm Bracket Set
	HT915	Arm Bracket For CH165PP
	HT912	Arm Bracket For CH238PP & HT620
<p>PRICING IS CONSTANTLY REVIEWED BASED ON PREVAILING RAW MATERIAL AND OPERATING COSTS AND IS SUBJECT TO CHANGE WITHOUT NOTICE</p>		

ITEM	CODE	ARMRESTS (CUSTOM)
	A009C	Ø25 Curved Flexi Armrest - Chromed
	A009E	Ø25 Curved Flexi Armrest - Epoxy Coated
	A009R	Ø25 Curved Flexi Armrest - Raw
	A015C	Ø25 Full Curve Armrest - Chromed
	A015E	Ø25 Full Curve Armrest - Epoxy Coated
	A015R	Ø25 Full Curve Armrest - Raw
	A010C	Ø10 Twin Wire Flexi Armrest - Chromed
	A010E	Ø10 Twin Wire Flexi Armrest - Epoxy Coated
	A011C	Ø10 Twin Wire Curved Armrest - Chromed
	A011E	Ø10 Twin Wire Curved Armrest - Epoxy Coated
	A013C	Ø12 Curved Wire Armrest- Chromed With wooden cap for upholstery
	A013E	Ø12 Curved Wire Armrest - Epoxy Coated With wooden cap for upholstery
	A013R	Ø12 Curved Wire Armrest - Raw With wooden cap for upholstery
	A014C	Ø16 Angeled Twin Wire Armrest - Chromed With PU Armpad (not Included in price)
	A014E	Ø16 Angeled Twin Wire Armrest - Epoxy Coated With PU Armpad (not Included in price)
	A014R	Ø16 Angeled Twin Wire Armrest - Raw With PU Armpad (not Included in price)
	A016C	PISA - 2 Bend Steel Frame - Chrome (Incl. Armcap with Screws and Domed & Curved Plugs)
	A016E	PISA - 2 Bend Steel Frame - Epoxy Coated (Incl. Armcap with Screws and Domed & Curved Plugs)
	A016R	PISA - 2 Bend Steel Frame - Raw (Incl. Armcap with Screws and Domed & Curved Plugs)
PRICING IS CONSTANTLY REVIEWED BASED ON PREVAILING RAW MATERIAL AND OPERATING COSTS AND IS SUBJECT TO CHANGE WITHOUT NOTICE		

ITEM	CODE	ARM CAPS
	A001	Ø25 Donna Armcap
	A002	Ø25 Donna Armcap with M6 Nuts
	A020	Ø25 Curved Armcap
	A021	Ø25 Curved Armcap with M6 Nuts
	A024	Ø25 Slimline Flexi Armcap
	A008	Oval Flexi Armcap
	A025	Square Stacker Armcap
		Ø22 / Ø25 / Square 22x22
	A011	Oval Stacker Arm
ITEM	CODE	ARM RESTS
	CH162	Disc Armrest
	HT603	Armrest to use with HT910 Bracket
	WS376	Trio Fixed Armrest
	AR-33	Trio Armrest
	AR610	Flamingo Armrest
<p>PRICING IS CONSTANTLY REVIEWED BASED ON PREVAILING RAW MATERIAL AND OPERATING COSTS AND IS SUBJECT TO CHANGE WITHOUT NOTICE</p>		

ITEM	CODE	ADJUSTABLE ARM RESTS
	AR021	Standard Adjusting Armrest
ITEM	CODE	ARM PADS
	CH588	Aurora Shape Arm Pad
	PU1817	Arm Pad PU
	P2P3	Tongue Shape Arm Pad
	CH262PU	Arm Pad PU (TE)
	CH275PU	Arm Pad PU (SE)
	CH276PU	Kidney Shape Arm Pad
<p>PRICING IS CONSTANTLY REVIEWED BASED ON PREVAILING RAW MATERIAL AND OPERATING COSTS AND IS SUBJECT TO CHANGE WITHOUT NOTICE</p>		

ITEM	CODE	MECHANISMS
	CH301	Square Plate
	CN003-2 / CN008	Swivel & Tilt
	CN301	Synchro - 1 Lock
	YM1860	Typist with gooseneck - 1 Lever
	CN001	Typist & Back Bellow - 2 Levers
	CN302	Synchro - Any Angle Lock - 2 Lever
	SN89T	Synchro - 4 Lock Position - 2 Lever
	CN007T	Knee Tilt - Metal
<p style="text-align: center;">PRICING IS CONSTANTLY REVIEWED BASED ON PREVAILING RAW MATERIAL AND OPERATING COSTS AND IS SUBJECT TO CHANGE WITHOUT NOTICE</p>		

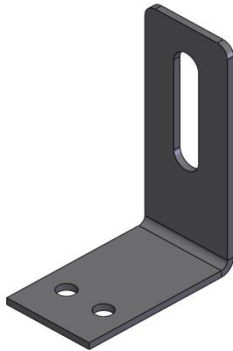
Desking:




Bench Extension Plate - Black



Large L-Bracket - Black









Small L-Bracket - Silver



Square Plate - Black

PRICING IS CONSTANTLY REVIEWED BASED ON PREVAILING RAW MATERIAL AND OPERATING COSTS

AND IS SUBJECT TO CHANGE WITHOUT NOTICE

ITEM	ACCESSORIES
	<p>Trash Bin - Epoxy Coated</p>
	<p>Foot Rest - Epoxy Coated</p>
	<p>Foot Rest - Silver Epoxy</p>
	<p>Letter Tray - Epoxy Coated</p>
	<p>Coat Rack - Epoxy Coated</p>
	<p>Memo Cube Holder</p>
	<p>Pen Organiser</p>
<p>PRICING IS CONSTANTLY REVIEWED BASED ON PREVAILING RAW MATERIAL AND OPERATING COSTS AND IS SUBJECT TO CHANGE WITHOUT NOTICE</p>	